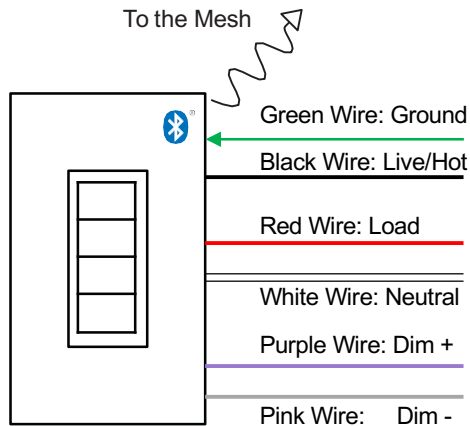


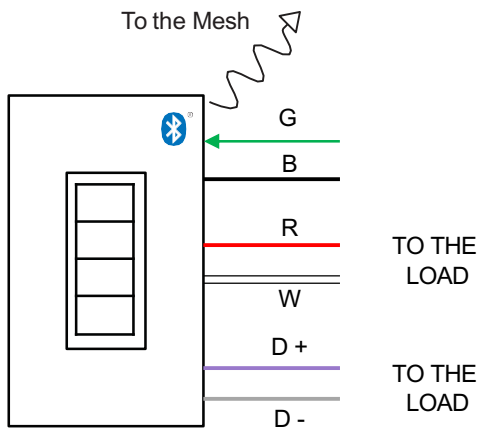
Wiring Diagram | K-T4-UDL-00WH

0-10V Dimmer Switch

0-10V DIMMER WIRING

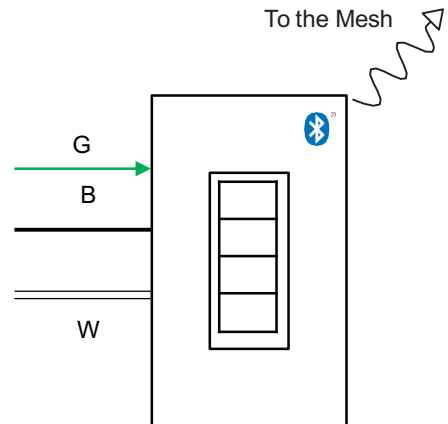


3-WAY DIMMER WIRING



Dimmer #1

This Dimmer is wired to the load.



Dimmer #2

This Dimmer is wirelessly connected to Dimmer #1 and controls the load via Dimmer #1.

Illustration is for example purposes only.